

Montessori Teacher Education Center San Francisco Bay Area
Music and Movement/Early Childhood
Thomas Lubrano
Tlubrano@yahoo.com

The 3 Elements of Music

Rhythm

Beat

Rhythm

Melody

do, re, mi, fa, so, la, ti,
do

Accompaniment

Drone

Ostinato

Color

Movement

Activities to teach rhythm:

Fee Fie Fo Fum

Fee fie fo fum

Here's my finger here's my thumb

Fee Fie Fo Fum

No more finger no more thumb.

Finger play.

Cinderella Dressed in Yella

Cinderella dressed in yellow

Went downtown to kiss a fellow

By mistake she kissed a snake

How many doctors did it take

12345678

1. Hand clapping game

The King's March

**The King goes marching forward with his hundred thousand men
The King goes marching forward with his hundred thousand men.
The King goes marching forward with his hundred thousand men
His hundred thousand men.**

**Oh Rosalina, Oh Rosalina, Oh Rosalina
With his hundred thousand men.**

From the CD Sheningan's Greatest Hits Volume 1

I saw Esau

**I saw Esau
Sitting on a see saw
I saw Esau
He saw me.**

1. Learn the poem
2. Perform up and down see saw movements

Engine Engine

**Engine engine and number nine,
Going down Chicago line
If the train falls off the track
Will I get my money back?**

N O spells no Y E S spells yes.

1. Passing game
2. Person holding the bean bag at the end, says the B secti

Flutter Flutter Butterfly

**Flutter flutter butterfly
flutter high up in the sky
flutter flutter very fast
wave goodbye when you go past
bye bye butterfly bye bye butterfly**

Clapping pattern:
Cross arms across chest
Slap knees
Clap own
Clap partner right
Clap own
Clap partner left
Clap own
Clap both

Advanced hand clapping game

Polar Bear

The secret of the polar bear is that it wears long underwear

1. Explore these patterns using body percussion:
XXXX
OOOO
XXOO
XOXO
2. Creativity and cooperation game.
3. For older preschool children. Think 5 or six year olds

Tah and ti-ti

Fundamentals of rhythmic notation.

Notes:

Finger-plays:

Benefits of Finger Play

Two Little Blackbirds

Two little blackbirds sitting on a hill

One named Jack

One named Jill

Fly away Jack

Fly away Jill

Come back Jack

Come back Jill

1. Finger-play
2. Dramatically pretend to be flying
3. Look intently in the direction of the bird flying away
4. Look happily as it returns.

Here's a cup

Here's a cup and here's a cup and here's a pot of tea

Pour a cup, pour a cup,

Have a drink with me

1. Finger-play. Rhythm game
2. Make cups with left hand
3. Thumb up, right hand, for a pot of tea
4. Pour and drink from the cup
5. Try clapping the poem
6. Try clapping part of the poem

In the cup

In the cup in the cup apple juice apple juice

Drink it up!!

Peanut

A peanut sat on the railroad track

His heart was all a flutter

The nine sixteen came down the track

Oh oh peanut butter.

1. Finger-play Hold thumb up as the peanut.
2. Pound chest on line two

3. Dramatically enact the story
Smash the peanut

Here is a Bunny
Here is a bunny with ears so funny
And here is a hole in the ground
When a noise that he hears he perks up his ears
And jumps in the hole in the ground.

1. Finger-play. Two fingers up for the bunny
2. Opposite hand forms the hole
3. Perk up ears on “noise that he hears”
4. Jump into hole

The pirate Ship
When I was one, I sucked my thumb

And then went to sea...
I climbed aboard a pirate ship and the captain said to me
Let's go this way.... that way
Backwards and forwards and over the Irish Sea.

When I was two, I lost my shoe...
When I was three, I scraped my knee...
When I was four, I bumped my head into the door...
When I was five, I put my finger in a hive....
When I was six, I got really sick
When I was seven, I got a baby brother named Kevin.

Activities to teach Melody

Vocal ease:

**I will never never be, a bug or a bumble bee
Or a creature in the sea. I will always always be me.**

Yah.. yah.. yah.. yah... Yah yah yah yah yah yah yah yah yah

This is My Little House

**This is my little house. Here is the door.
The windows are shining and so is the floor
Outside there is a chimney tall as can be
With smoke that goes curling up, come and see.**

1. Singing game. Silence game
2. Sing song and learn the dramatic movements
3. Sing the song without the words, in silence with movements
4. Hear the song played on the recorder and perform the movements while the recorder "sings it."

100 Day of school

See sheet music
Do, mi, so
So fa mi re do

Shake the Papaya down

See sheet music
Syncopated rhythms

Song Guessing Game:

Play songs on recorder or guitar to focus attention on the melody

The Lollipop Tree

**One fine day in early spring I played a funny trick
In the yard beside my house I planted a lollipop stick
And every day I watered it well and oh so carefully
I hope one day that it will grow and be a lollipop tree.**

Chorus

**Ha ha ha ho ho ho what a place to be
Under a lollipop lollipop lollipop
Lolli lolli lolli pop tree!**

**The one day I woke to find a very lovely sight
A lollipop tree it grew in my yard sometime in the middle of the night
I sat beneath my wonderful tree and looked up with a grin
And when I opened up my mouth the lollipops fell right in.**

Chorus

**Winter came and the days grew cold like winters always do
And on my tree my lollipop tree not one little lollipop grew
Icicles hung from the branched grey and bare as bones
But when I broke those icicles off
They turned into ice cream cones,**

Chorus

Pitter Patter

**Pitter patter pitter patter
Pitter patter pitter patter
Hear the raindrops fall
Falling all around
How many raindrops make a storm
One little raindrop (no no no)
Two little raindrops (no no no)....
Five little raindrops (no no no)
Millions of raindrops make a storm
Billions of raindrops make a storm
Pitter patter pitter patter.**

1. Call and response game. Dm chord on guitar
2. Students respond on the no no no
- 3 Students make the sound of the a rainstorm with hands patting the floor

Charlie over the Water

See sheet music

Game to allow each child a chance to sing.

Movement games:

Down down baby

**Down down baby down by the roller coaster
Sweet sweet mamma I'll never let you go
Shimmy shimmy cocoa pop shimmy shimmy pow!**

**Grandma grandma sick in bed
Called to the doctor and the doctor said
“Lets get the rhythm of the feet” Stomp stomp
“Lets get the rhythm of the hands” Clap clap
“Lets get the motion of the head” Ding dong
Put it all together and what do you get
 Stomp stomp clap clap ding dong
Dot it all backwards and what do you get
 Ding dong clap clap stomp stomp**

Swing Me Over the Water

**Swing me over the water
Swing me over the sea
Swing me over the garden gate (and)
Swing me home for tea**

1. Partner game
2. Swing arms back and forth
3. Do a two handed barrel turn on line three.

Wind the Bobbin

**Wind the bobbin and unwind the bobbin
Pull, Pull clap clap, clap.
Wind the bobbin and unwind the bobbin
Pull, Pull clap clap, clap.**

**Stitch it up and stitch it down
Make the finest shoes in town
Stitch it up and stitch it down
Make the finest shoes in town**

1. This song has an A section and the B section.
3. With a partner roll your hands forward, and roll your hands backwards
4. Pantomime pulling then clap your partner's hands
5. In the B Section circle around with the partner either by swinging or holding hands

Going to Kentucky

**Oh I'm going to Kentucky I'm going to the fair
To see a signorita with flowers in her hair.
Shake it baby shake it, shake it if you can
Shake it like a milkshake and drink it if you can
Oh, rumble to the bottom
Rumble to the top
And turn around and turn around and now it's time to stop.**

Students perform a series of movements that are indicated by the text of this piece.

Come and Dance

**Come and dance turn lightly turn lightly
Around the campfire burning so brightly
The snow falls fast and cold is the weather
Come dance come dance we'll all sing together
Tra la la la tra la la la
Tra la la la la la la la la
Tra la la la tra la la la
Tra la la la la la la la la**

1. Formation of four students in a square.
2. A section move opposites toward each other
3. B section turn in a circle

MY BODY MOVES IN SPACE IN TIME ALONE AND WITH OTHERS

MY BODY MOVES
LOCOMOTOR NON LOCOMOTOR

IN SPACE
PATHWAYS

IN TIME

ALONE AND WITH OTHERS

DIRECTION

Say Hello and Howdy Do

See sheet music.

What teachers need to know about movement education:

My body moves in space in time alone and with others

Movement with a Purpose

Great book full of ideas

Jack Capon perceptual motor movement

Using props

Folk Dances

New England Dance Masters

Shenanigans Greatest hits Volume 1

Classic Movement games

Mirroring

Sculpting

Machine making

Positive and negative space

Extras

Jingle at the Window

Soliis' dance

Great Big House in New Orleans

One green Jelly Bean

Galway Piper

The Rabbit Game

Shoo Fly

100th Day of School

by Donna Dirksing

Let's celebrate, it's the hundredth day of school.
Go check the date, it's the hundredth day of school.

One hundred days spent with our class,
One hundred days went very fast,
Reading, writing, spelling, math,
We always have a blast!

Let's celebrate, it's the hundredth day of school.
Go check the date, it's the hundredth day of school.
Let's celebrate, it's the hundredth day of school!
YEAH!



Donna Dirksing

$\text{♩} = 116$

Let's cel - e - brate, it's the hun - dredth day of school.

Go check the date, it's the hun - dredth day of school. One

hun - dred days spent with our class, one hun - dred days went ver - y fast,

Read - ing, writ - ing, spell - ing, math, We al - ways have a blast!

Let's cel - e - brate, it's the hun - dredth day of school.

Go check the date, it's the hun - dredth day of school.

Let's cel - e - brate it's the hun - dredth day of school! YEAH!


The original subscriber of *Activate!* has permission to reproduce this song or activity for use in his or her classroom.
©2008 Heritage Music Press, a division of The Lorenz Corporation. All rights reserved.

SHAKE THE PAPAYA DOWN

Calypso Song
Collected by W. S. Haynie




Play patterns of short and long sounds.




Ma-ma says no play; This is a work-day,



Up with the bright sun; Get all the work done.



If you will help me, Climb up the tall tree,




Shake the pa - pa - ya down.

Hello, And How Are You?

FORMATION: Each person spaced freely in the room.

- ⊕ = a creative hello to someone in the room.
- ∩ = an unusual howdy-do to someone in the room.
- ⊕ = join hands with a partner, and "shimmy down" towards the ground

SECTION: Move freely into space, using the following pattern:



Charlie Over the Ocean

Traditional

Call *Response*

Char - lie o - ver the o - cean. (Char - lie o - ver the o - cean.)

Char - lie o - ver the sea. (Char - lie o - ver the sea.)

Char - lie caught a black - bird. (Char - lie caught a black - bird.)

Can't catch me. (Can't catch me.)

The musical notation consists of four staves of music in G major (one sharp) and 6/8 time. The first staff is divided into a 'Call' section (8 measures) and a 'Response' section (8 measures). The lyrics are written below the notes. The second and third staves also show call and response pairs. The fourth staff shows a call and response pair for the final phrase. Brackets and lines under the notes indicate the phrasing of the call and response sections.

1. Sing the song phrase by phrase. After each phrase is sung, echo the phrase on the recorder or piano. Ask the students to describe what is happening. Identify the “call” and “response.”
2. Sing the song as written and have the students provide the response. Invite individual students to perform the call and supply simple motions to accompany the text.
3. Teach and play the following game: Students stand in a circle with one student (the caller) on the outside. As the caller leads the song, she or he walks around the circle, tapping each student on the shoulder. At the end of the song, the caller takes the hand of the last person tapped. The pair skips around the outside of the circle while the class keeps the beat and you play the melody on the piano or another instrument. When they get back to the empty spot, the current caller joins the circle and the game continues with the last person who was tapped as the new caller.




Lančovacha

(Dancing)

Folk Song from the Czech Republic


VERSE



Tan - cuj, tan - cuj, vy - krú - caj, vy - krú - caj,
Come and dance, turn light - ly, turn light - ly A -



Len mi pie - cku ne - zrú - caj, ne - zrú - caj.
round the camp - fire burn - ing so bright - ly. The




Do - brá pie - cka na zi - mu, na zi - mu,
snow falls fast and cold is the weath - er. Come



Ked' ne - máme pe - ri - nu, pe - ri - nu.
dance, come dance, we'll all turn to - geth - er.


REFRAIN




Tra la la la, Tra la la la,



Tra la la la, Tra la la la la,



Tra la la la, Tra la la la,



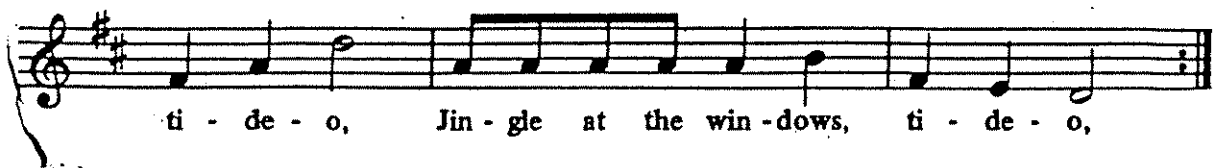
Tra la la la, Tra la la la la la la la.

JINGLE AT THE WINDOW

SINGING GAME



Gaily



Soili's Dance

Thomas Lubrano

Recorder



